

# I Go to Preschool - Bus Version


## Scripted Story Tips

For tips and guidelines about “Scripted Stories”, please begin by reading “Scripted Stories for Social Situations Tips” located in the Scripted Stories folder on your CD.

Please note that you can use real photographs with or instead of the line drawings for children that need this level of support. For instance, next to the line drawings, you can glue or Velcro a photograph of the child’s school on the cover, a photograph of the bus, a photograph of the child in his bus seat, a photograph of the “something special from home”, etc.

### Assembly Directions:

After printing on cardstock paper (or printer paper glued to a file folder for increased durability), bind the edge to form a book. If the child will use or handle the book, it might be helpful to laminate the pages prior to binding to increase durability. See next page(s) for “printing directions”.



# PRINT DIRECTIONS FOR FULL SIZE BOOK


Step 1:  
Click on File & select Print

Step 2:  
Select slides to print story  
Type 4-16

Step 3:  
Select "slides"

Step 4:  
Type # of copies

Step 5:  
Click OK



# PRINT DIRECTIONS FOR SMALL SIZE BOOK

Step 1:  
Click on File & select Print


Step 2:  
Select slides to print story  
Type 4-16

Step 3:  
Change slides to  
"handouts"

Step 6:  
Click OK

Step 5:  
Type # of copies

Step 4:  
Select "2" slides per page



# I Go to Preschool





Created by Rochelle Lentini, USF  
Adapted 2004





I ride to school  
on the bus.

When I get to school,  
I can say "Hi" to my teacher.




Most mornings, I eat  
breakfast at school with  
my friends.




Sometimes I get sad because I miss my family. It's ok, I will see them soon.

My family is busy at work, school, or home.



I can have fun playing at my school.



On sunny days, we usually play outside.



I can ride a trike.



We sometimes play ball.



I can play in the sandbox.



I love swinging and  
running.




Sometimes, we play bubbles.






I can try to go potty like a big kid.

Then, I wash and dry my hands.






We do lots of fun things at school.



We sing with the teacher and listen to stories.




We play house, dress-up,  
instruments, and puzzles.




I can do lots of fun things in the block area.



I can build with blocks, legos, and letters.




I can also play with trains, cars, and trucks.



At art, sometimes I play with play-doh.



I also like coloring and painting pictures.




My friends and I eat lunch.



I can bring something special from home to sleep with at school. Then I try real hard to nap nicely.

My friends nap nicely too.





I also eat snack with my friends.




Sometimes I get sad because I miss my family. It's ok, I will see them soon.

My teacher helps me feel better. She tells me that the bus will come soon to take me home.




I can have fun playing at school.



My Dad will always pick me up at the  
bus stop.

Everyone is happy



when I play and have fun at school!